

# TRBOnet Agent Use Cases

## World HQ

Neocom Software  
8th Line 29, Vasilyevsky  
Island,  
St. Petersburg, 199004,  
Russia

## USA Office

Neocom Software  
150 South Pine Island  
Rd., Suite 300  
Plantation, FL 33324  
USA

## Sales

EMEA: +44 203 608 0598  
Americas: +1 872 222 8726  
APAC: +61 28 607 8325

[www.trbonet.com](http://www.trbonet.com)

[info@trbonet.com](mailto:info@trbonet.com)

## Notices

This document is for informational purposes only. Neocom Software offers no warranties, express or implied, in this document.

Neocom and the Neocom logo, TRBOnet and the TRBOnet logo are either registered trademarks or trademarks of Neocom Software, Ltd.

MOTOROLA, MOTO, MOTOROLA SOLUTIONS and the Stylized M logo are trademarks or registered trademarks of Motorola Trademark Holdings, LLC.

Intellectual property rights protect the voice coding technology embodied in this product including patent rights, copyrights and trade secrets of Digital Voice Systems, Inc. This voice coding technology is licensed solely for use within this communications equipment. U.S. Pat. Nos. 6,199,037, 5,870,405, 5,754,974, 5,664,051, 5,630,011, 5,517,511, 5,491,772, 5,247,579, 5,226,108, 5,226,084, 5,216,747 and 5,081,681.

Microsoft, Windows, SQL Server and the .NET logo are either registered trademarks or trademarks of Microsoft Corporation in the United States and/or other jurisdictions.

Other product or company names mentioned herein may be trademarks of their respective owners.

© 2021 by Neocom Software, Ltd. All rights reserved.

This document was last revised on June 3, 2021.

## Contents

1	About TRBOnet Software .....	1
1.1	TRBOnet Server and Console .....	1
1.2	TRBOnet Agent .....	1
1.3	IP Backend Network Requirements.....	2
2	Example Topologies .....	3
2.1	Remote Control Room .....	3
2.2	Single TRBOnet Server Connected to Multiple Trunked Systems .....	4
2.3	Multiple TRBOnet Servers Connected to a Single Radio System .....	5
2.4	Shared Radio Systems.....	6
3	Example System.....	7
3.1	System Components .....	7
3.2	Addressed Issues .....	7
3.3	Benefits .....	7
3.4	System Topology .....	8

## 1 About TRBOnet Software

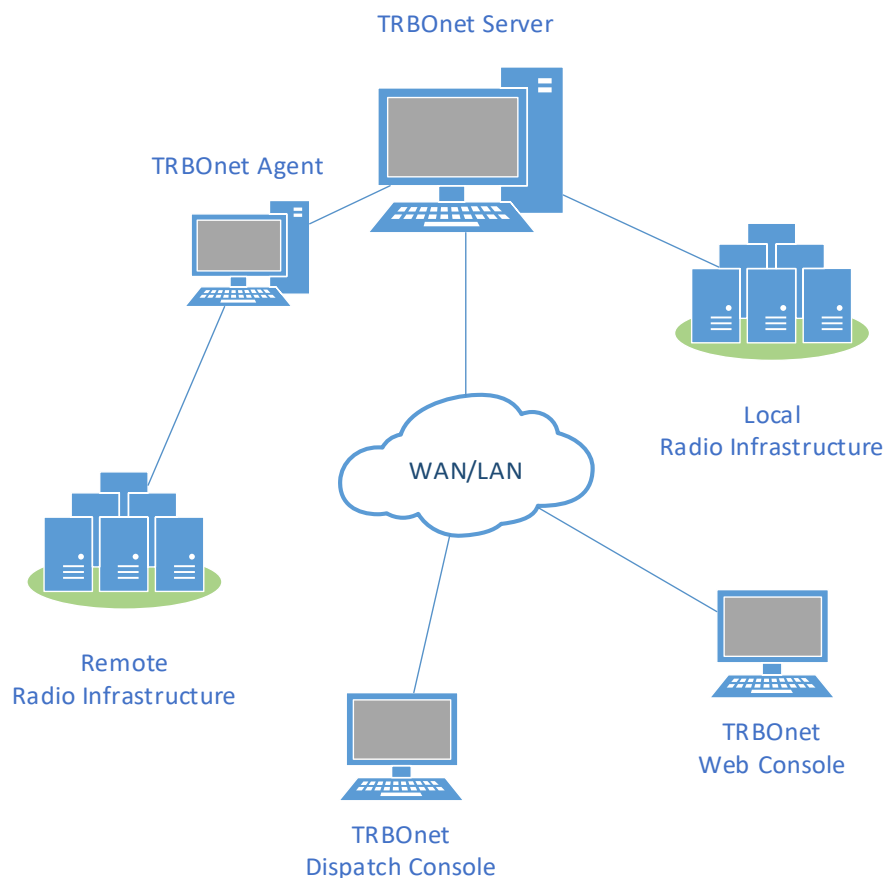
### 1.1 TRBOnet Server and Console

The TRBOnet software is designed as a client-server architecture, where **TRBOnet Server** is PC-based and runs as a Windows service on a network computer, stores data in an MS SQL database, and allows client connections from Web Consoles, Dispatch Consoles, and Mobile Clients. The TRBOnet service can be located on a dedicated remote PC, a local PC (along with the Dispatch Console), or on a virtual machine.

**TRBOnet Dispatch Console** is a PC-based voice dispatch and data application for MOTOTRBO professional digital two-way radio systems.

### 1.2 TRBOnet Agent

Software agents, such as **TRBOnet Agent**, can be connected to TRBOnet Server providing additional voice and data communications paths to and from remote sites. Such configurations can be used when radio equipment can't be connected directly to TRBOnet Server due to IP network limitations (see section [1.3, IP Backend Network Requirements](#)).



## 1.3 IP Backend Network Requirements

Before planning any IP connected MOTOTRBO system, read System Planner (chapter 4.6.3.2 Characteristics of Backend Network).

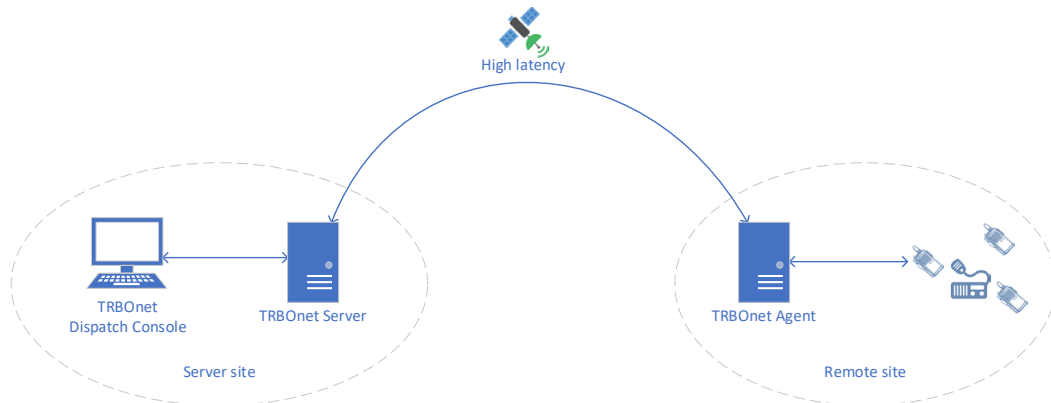
- **Delay/Latency**  
The amount of time it takes for voice to leave the source repeater and arrive at the destination repeater. The delay should be less than 60 ms. It can be up to 90 ms, but requires changes in CPS for both radio units and repeaters.
- **Jitter**  
The variation of the packet inter-arrival time. It should be less than 60 ms.
- **Packet Loss**  
In the case of voice, the ongoing call ends if six consecutive packets do not arrive within 60 ms of their expected arrival time. In the case of data, the repeater waits for the expected number of packets (as per the data header) before ending the call.
- **Bandwidth**  
Refer to System Planner for bandwidth calculations, but roughly, it requires 96 kbps for each repeater connection and should be summed up for all repeaters.

If the IP backend network does not satisfy MOTOTRBO requirements, it will degrade audio quality significantly, including dropped voice calls.

## 2 Example Topologies

### 2.1 Remote Control Room

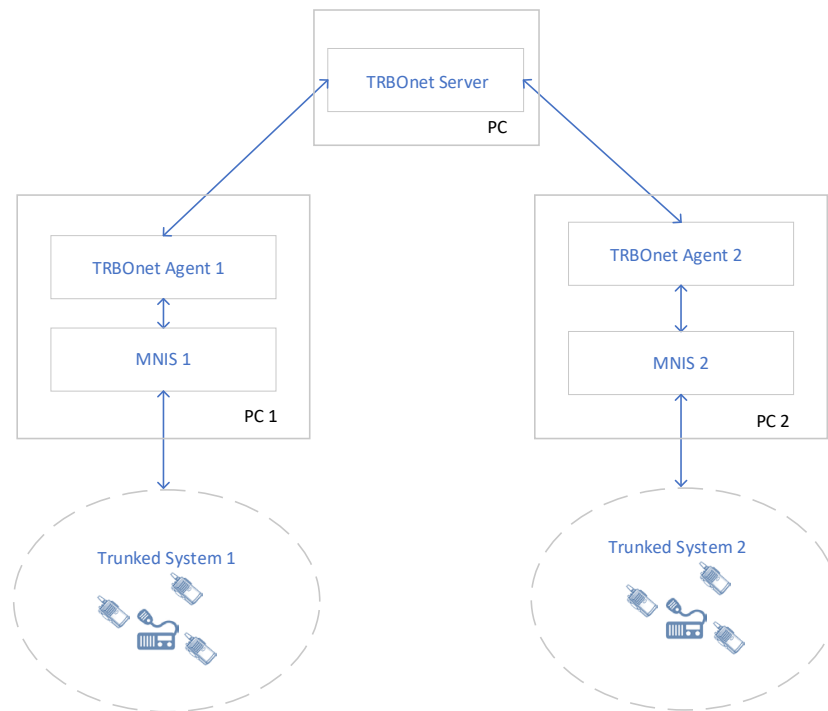
This configuration can be used when TRBOnet Server and a MOTOTRBO radio system are located away from each other being connected via VSAT satellite communications. Such a configuration allows latencies between Server and Agent of up to 3000 msec.



## 2.2 Single TRBOnet Server Connected to Multiple Trunked Systems

Since one MNIS service can be connected to one trunked system, and only one MNIS service can run on one PC (either virtual or physical), TRBOnet Agents can be used when multiple trunked systems (CP or LCP) are connected to a single TRBOnet Server.

In addition, private and group calls can be established between the radios through the server.

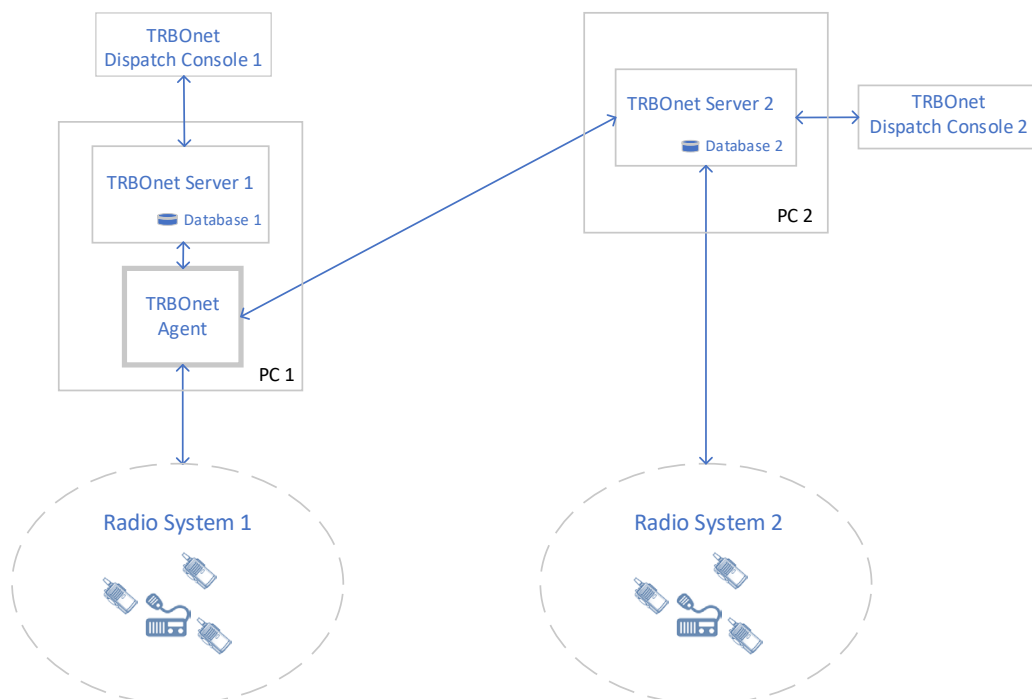


## 2.3 Multiple TRBOnet Servers Connected to a Single Radio System

This case is used when you want to connect multiple TRBOnet Servers to a MOTOTRBO radio system.

Note that in the example below, TRBOnet Server 1 and TRBOnet Agent are running on the same PC (in this case, the server and agent can both be installed simultaneously, or the agent can be installed later on the same PC).

The second server (TRBOnet Server 2) is connected to Radio System 1 via TRBOnet Agent. Also note that in the example below, TRBOnet Dispatch Console 2 that is connected to TRBOnet Server 2 has access to both radio systems (Radio System 1 and Radio System 2).

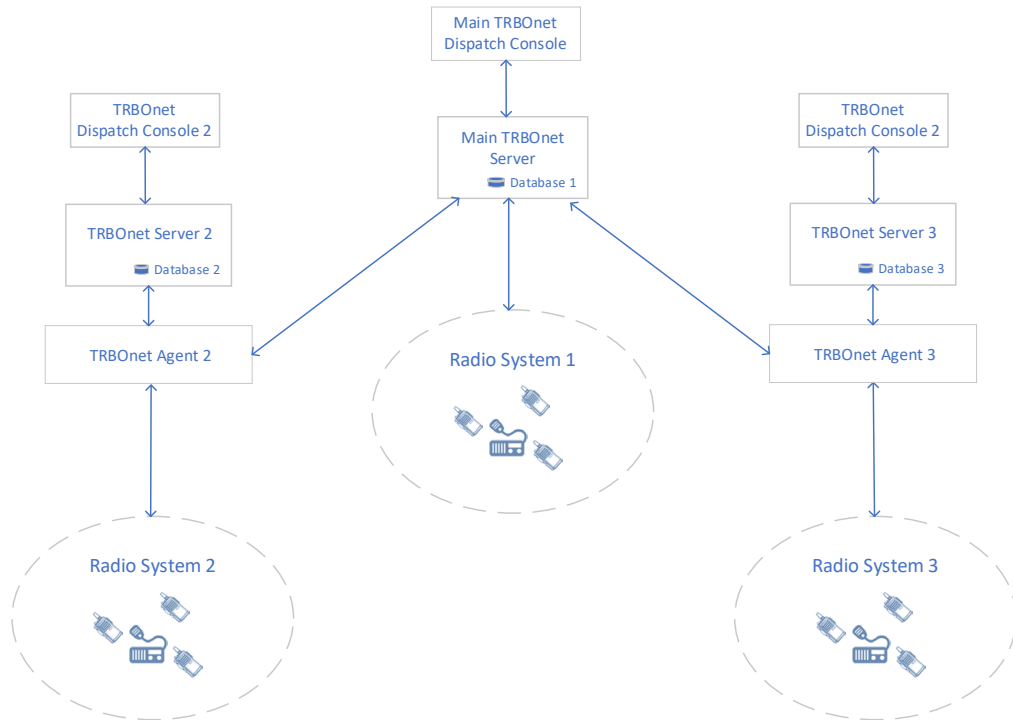




## 2.4 Shared Radio Systems

This case is used when you want to connect TRBOnet Server to geographically distributed radio systems.

In the example below, the main TRBOnet Server is connected to all three radio systems. In addition to being connected to its local Radio System 1, TRBOnet Server has access to two other systems: Radio System 2 via TRBOnet Agent 2 and Radio System 3 via TRBOnet Agent 3.



## 3 Example System

Here is an example of a system where multiple trunked radio systems are connected to a single TRBOnet Server (see section [2.2, Single TRBOnet Server Connected to Multiple Trunked Systems](#)).

### 3.1 System Components

- TRBOnet Server - 1
- TRBOnet Agent - 2
- TRBOnet Dispatch Console -2
- MOTOTRBO Trunked System (LCP, Cap+, or CapMax) - 2
- MOTOTRBO MNIS - 2

### 3.2 Addressed Issues

- Only one MNIS service can be connected to one trunked system
- Only one MNIS service can run on one PC
- MOTOTRBO radio system is located far from TRBOnet Server (latencies of up to 3000 msec)

### 3.3 Benefits

- Single Dispatch Center
- Crosspatch between remote radio systems (Voice + Data)
- Storing the full history of radio user movements between remote radio systems

### 3.4 System Topology

